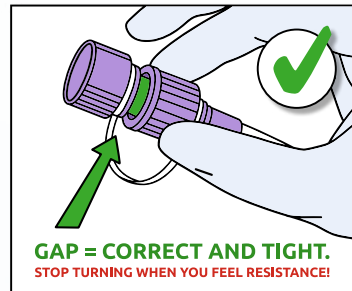
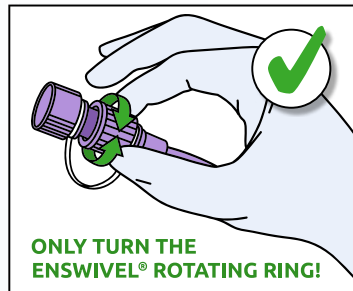
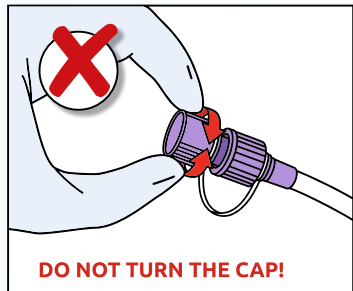


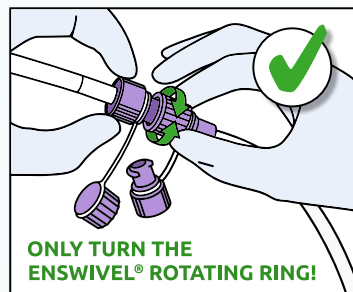
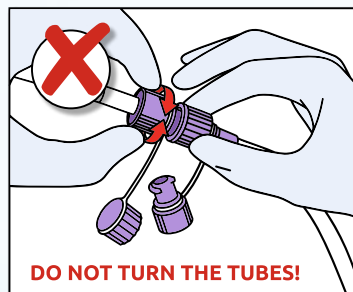


How to use the innovative ENSwivel® for secure and easy ENFit® connections

Connecting the cap to the ENFit® connector:



Connecting two ENFit® systems:



Use a simple **"Two-Finger-Turn"** for a secure and tight connection, turning **ONLY** the ENSwivel® rotating ring.

Enjoy **twist-free connections** as only the rotating ENSwivel® is turned, not the entire system.

Stop turning when you feel a resistance – this indicates a tight connection with the correct visible gap.

Scan the QR Code and watch the video on the seamless connection process with the ENSwivel®.




www.danumed.com/enswivel

WHAT is ENSwivel®?

- Rotating ring mounted around the ENFit® connector
- Only the ENSwivel® ring is turned, not the entire system

WHY ENSwivel®?

- Effortless connection by a simple „Two-Finger-Turn“
- Secure and tight connection
- Twist-free – no twisting of tubes
- **Simple, fast, comfortable**



ENSwivel® is a registered trademark of danumed Medizintechnik GmbH.

WHAT is ENFit®?

- Global patient safety initiative with new standard design for enteral connectors (ISO 80369-3)
- Incompatible with Luer connectors or other medical tubing systems

WHY ENFit®?

- ENFit® connectors minimize the risk of tubing misconnections and
- reduce the risk of harm for the patient